

**IF YOU HAVE ANY OF THESE DOCUMENTS THEN WE CAN HELP YOU SECURE THEM**

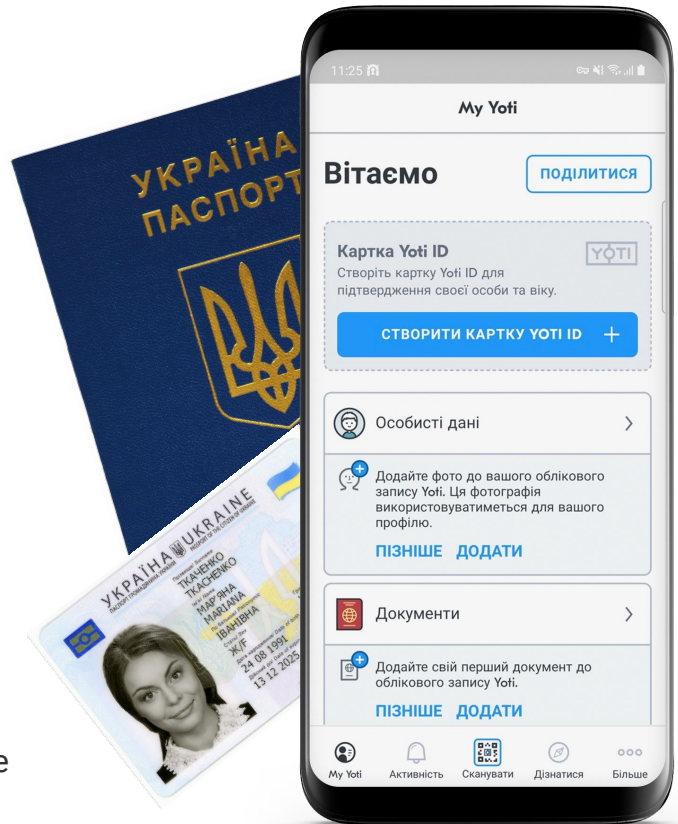


The Yoti app can help you store copies of your **Ukrainian passport, driving licence or ID card**



# Safely and securely back up your identity documents with Yoti

The free Yoti digital ID app is designed to be a safe place for you to keep your passport, driving licence or ID card. You can create a secure account with Yoti, and only you can access this wherever you are. **No one can access your details except you, not even Yoti.** Our account retrieval system also means you can still get hold of your ID documents even if you don't have access to your passport or phone.



## FIRST YOU NEED TO CREATE AN ACCOUNT



**Download** the Yoti app from Google Play or the App Store



**Add a phone number and create a 5 digit PIN** to secure your account

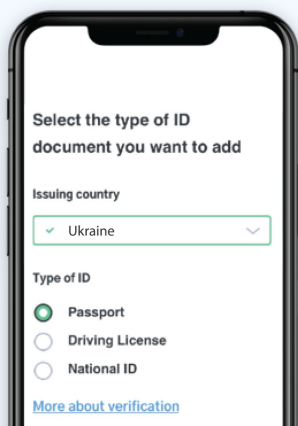


**Take a scan of your face** so we can verify you and protect your account

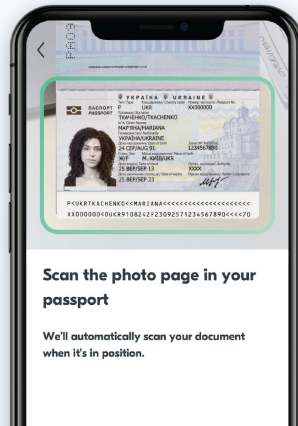
## Why do we ask you to take a scan of your face?

Scanning your face helps us verify you're a real person, and same person photographed on your identity documents. The scan also acts a biometric key, meaning that you and you alone can open up your documents or share your data.

## THEN YOU CAN ADD AND SECURE YOUR DOCUMENTS



**Select ID document**  
We accept Ukrainian passports, driving licences and ID cards



Take a picture of your document or scan with your phone if you see this



Yoti will then use a combination of AI and security experts to verify your document



## Your recovery key is important

### You can create a recovery key to store in iCloud or Google Drive

If you lose your phone, or it gets stolen or confiscated, you can recover your documents by reinstalling the Yoti app on a new phone and use your recovery key. This will restore your data, including personal details and images of your ID documents.

### To store and save your recovery key:

1. Log in to the Yoti app
2. Tap on the More tab > Settings > Account Settings
3. Go to 'My recovery file'
4. Follow the steps in the app

### Steps to recovering your documents on a new phone or device:



The app will automatically check your iCloud or Google Drive for the recovery file



You enter your PIN as the second level of protection



Finally, you complete a short video. This ensures you are a live person, not a bot or a video attack, and we match you against your biometric template

Remember, once you've created your Yoti account you will be able to recover it at any time. This means, whether or not you have your phone or original documents to hand, you can be safe in the knowledge that your ID documents are securely stored, and you can recover and present them at any time you choose.

## We make it safer for individuals to prove who they are

We've spent the last eight years building a secure, free consumer app that puts your identity on your phone. The Yoti app is designed with privacy at its core, giving you a safe way to share personal details with businesses and other individuals. You own, and are in full control who sees, your identity.

But we're more than just a tech company. Doing good is at the heart of everything we do. Through our social purpose work, we know how important it is for people to be able to secure their identity, particularly in times of conflict. If you are worried about keeping your identity safe, we're here and we're ready to help.

Yoti is trusted by many governments, financial institutions and public and private sector companies around the world. Over 11 million people already use Yoti to safely and securely help them protect and share their identity.

You can read more about us at [yoti.com](https://yoti.com)

